卐

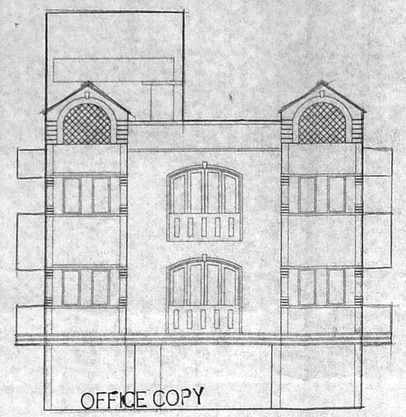

FRONT ELEVATION OF THE BUILDING

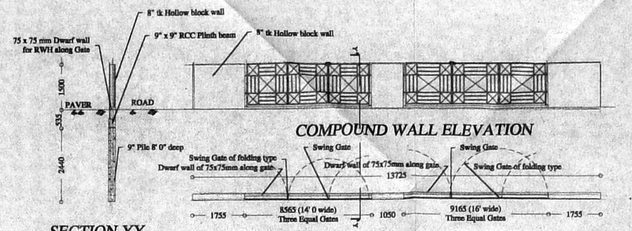

SECTION YY

COMPOUND WALL ELEVATION

COMPOUND WALL PLAN

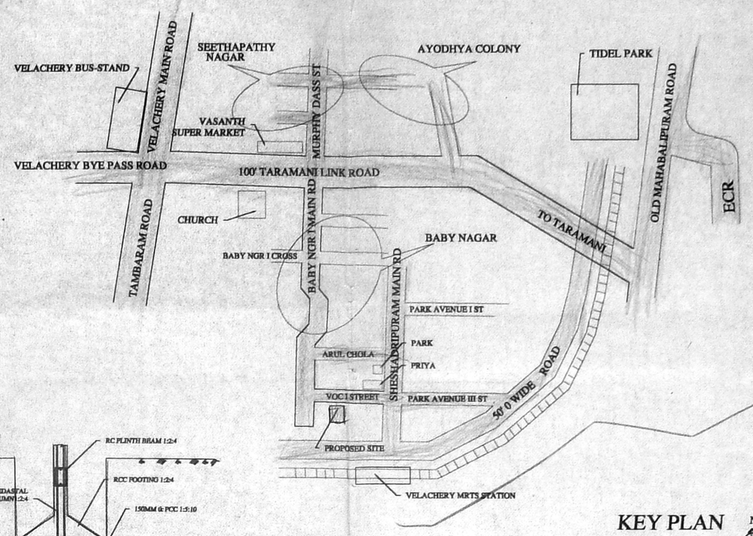

KEY PLAN

(NOT TO SCALE)

CMDA "A" CHANNEL

CC No. 41/355/2004

Scrutiny Plan

PP AA I.

SCHEDULE OF JOINERY:

		D.P.
MD 5	MAIN DOOR	1000 X 2100
D 3	FLUSH DOOR	910 X 2100
D 2	FLUSH DOOR	760 X 2100
W 4	WINDOW	1220 X 1350
W 6	WINDOW	1830 X 1350
KW 4	WINDOW	1220 X 1050
V 2	VENTILATOR	610 X 915
FW 6	FRENCH WINDOW	1830 X 1830
FD 8	FRENCH DOOR	2440 X 2100
FD 6	FRENCH DOOR	1830 X 2100

Planning Permit No. 41/129/149/2004

APPROVED

SUBJECT TO THE CONDITIONS IN THIS OFFICE LETTER:

No. 41/355/04 Date 5-4-2004

FOR MEMBER SECRETARY
CHENNAI METROPOLITAN DEVELOPMENT AUTHORITY
CHENNAI - 600 008.

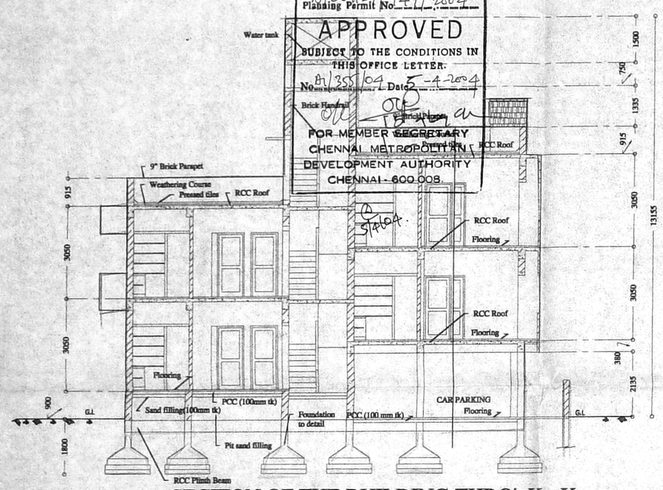

SECTION OF THE BUILDING THRO' X - X

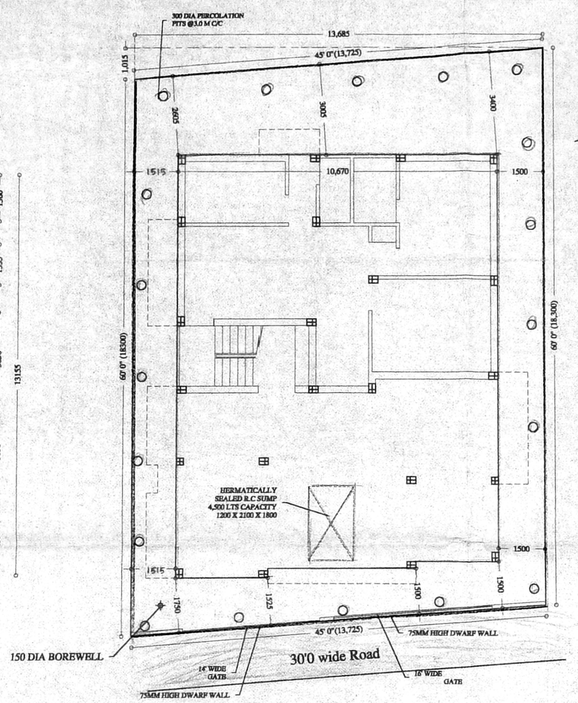

GROUND FLOOR LAYOUT

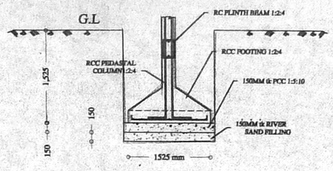

FOUNDATION DETAIL

(SCALE 1 : 50)



PLAN OF PERCOLATION PIT

SECTION OF PERCOLATION PIT

(300MM DIA BORES AT 3000MM C/C AROUND THE BUILDING)

(SCALE 1 : 50)

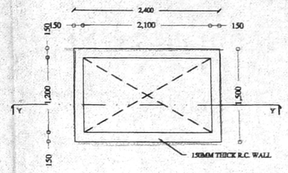

PLAN OF R.C.C UNDER GROUND SUMP

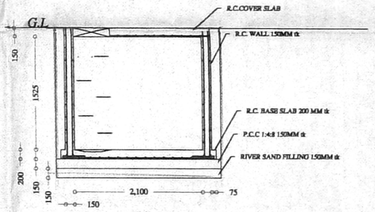

DETAIL OF R.C.C. UNDER GROUND SUMP (Y-Y)

(SCALE 1:50)

AREA STATEMENT :

PROPOSED BUILDING

TOTAL PLOT AREA	250.85 SQ.M
GROUND FLOOR	81.95 SQ.M
FIRST FLOOR	162.92 SQ.M
SECOND FLOOR	88.37 SQ.M
TOTAL AREA OF F.S.I	333.24 SQ.M
F.S.I ACHIEVED	1.33
PLOT COVERAGE	64.95 %
NON F.S.I AREA	
HEAD ROOM	11.25 SQ.M
STILT CAR PARKING	63.62 SQ.M
TOTAL NON F.S.I AREA	74.87 SQ.M

PLAN SHOWING THE PROPOSED CONSTRUCTION OF THE RESIDENTIAL BUILDING AT PLOT NO 53, V.O.C. FIRST STREET, BABY NAGAR, VELACHERY, SURVEY NO. 298/26, DIVISION NO 153, ZONE NO. 10, VELACHERY VILLAGE, CH - 42.

ALL DIMENSIONS ARE IN MM ONLY

COLOUR INDEX

PROPOSED

BOUNDARY

ROAD

SCALE 1 : 100

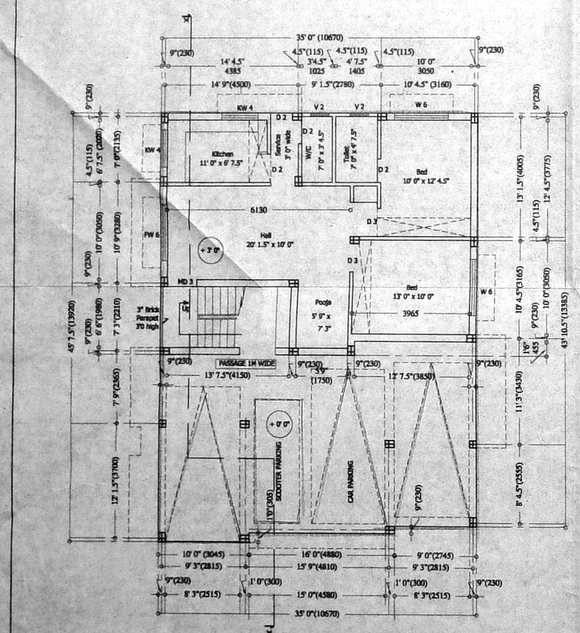

STILT CUM GROUND FLOOR PLAN

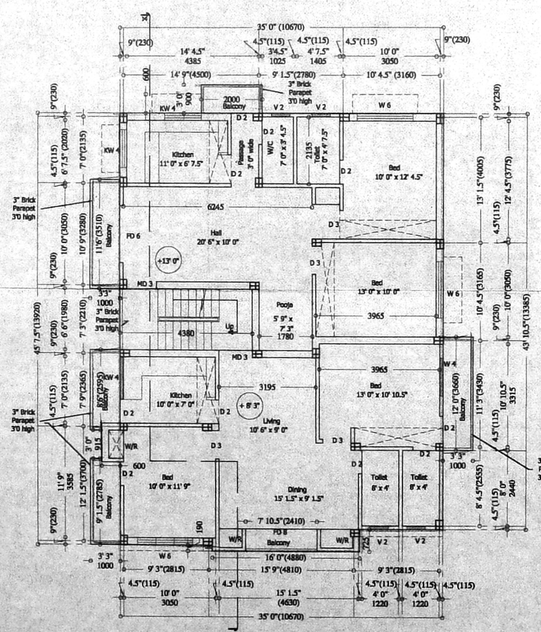

FIRST FLOOR PLAN

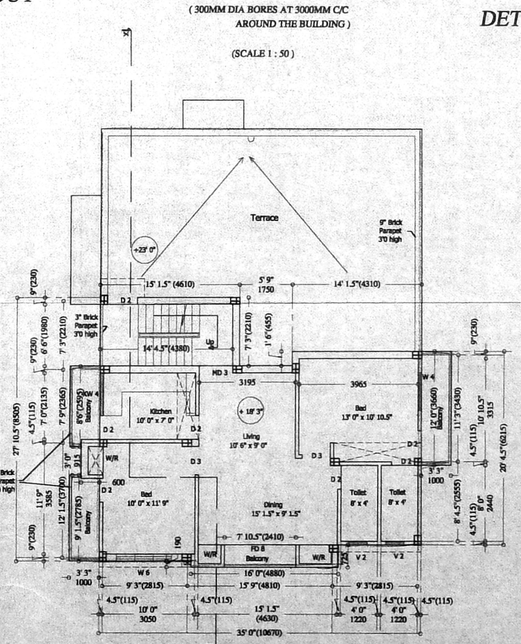

SECOND FLOOR PLAN [PART]

(SCALE 1:50)

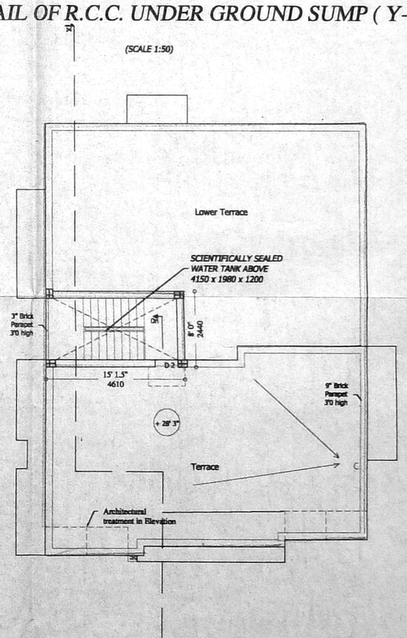

TERRACE FLOOR PLAN

SIGNATURE OF THE POWER AGENT FOR S. RAGHAVAN

S. SUNDARAM, L.C.E.,
Licensed Surveyor Class-II No. 27/2002-2003
Corporation of Chennai and Consulting Engineer,
PLOT NO. 4, THIRUNEELAKANDAR NAGAR,
KAVANGARAI, PUZHAL, (P.O.)
CHENNAI - 600 066

SIGNATURE OF THE LICENSED SURVEYOR